


# ROCKY MOUNTAIN BONSAI SOCIETY

## April Newsletter

March 30th, 2010  
Volume 41 | Issue 4



### Newsletter Highlights:

<a href="#">Spruce Bonsai</a>	1
<a href="#">Presidents Message</a>	2
<a href="#">Bonsai Seasons</a>	3
<a href="#">Our Advertisers</a>	6

[WE ARE ON THE WEB  
& OUR ADVERTISERS](#)

[www.rockymtnbonsai.org](http://www.rockymtnbonsai.org)

[www.coloradobonsai.com](http://www.coloradobonsai.com)

**Go look at the NEW  
website for the 2012  
BCI/ABS convention  
that The Rocky  
Mountain Bonsai  
Society is hosting at  
<http://www.Bonsai2012.org>**

## Colorado Blue Spruce



The April 6th meeting will feature Hal Sasaki. Hal will do the formal presentation followed by a program featuring refinement techniques on the Colorado Blue Spruce. This spruce has become available and popular as a collected species in the past 5 to 7 years and Hal has mastered the techniques necessary to bring out the best in this tree. This will be a program you will not want to miss!



*Join us at 7:00 pm on Tuesday, March 2nd at The Colorado Federation of Garden Clubs located at 1556 Emerson Street. Parking is available on the street in front of the building and limited off-street parking in back*

## RMBS President's Message



Paul Gilbert - President

"We know it is important to have the right kind of micro-climate for a plant to prosper. I think it is equally important to have the right kind of micro-climate where the bonsaist can prosper."



Breckenridge, CO

### Creating the Right Kind of Micro-Climate for Bonsai

I have always loved the study of words (etymology). With most words if you break them apart of you can figure out their meaning. Take for example the word, "Encourage." There are two words hiding inside. "En" the greek prefix "put into" and the word "courage." We know what that means. So put the two smaller words together - when we "encourage someone" we are putting new and fresh courage into them. Who in bonsai and in life doesn't need a fresh dose of "courage?" Talk about the right kind of micro climate for creating great bonsai artists!

I was doing a program on "Preparing Trees for the Show" this last summer and talked about having our trees be best they can be and yes we should come with clean pots, etc. In the Q and A time, Larry Jackel, our Program Chair stated, "Our show is to be a celebration of our trees and how far we have come." WOW! A celebration! He is exactly right...in fact isn't that what bonsai is, a celebration of trees? A celebration of accomplishment?

When I was new in the club, I use to hear a few people make a cutsie-sarcastic statement (haven't heard it a while-thank goodness). Upon a newbie or friend bringing a tree for advice or whatever; these, perhaps well-meaning, people would say "throw away the tree and keep the pot." Ouch! Talk about draining the bonsai courage right out of someone! I know of a couple of people who never brought trees back again! They simply didn't want to risk feeling that feeling of failure again. Fortunately those kinds of remarks are far and few between and that is not who we are as a club and as a positive group of individuals. We boast some mentors, folks who make meaningful and intentional connections to help others, to teach, to build, to suggest, and yes, to encourage. Bonsai could be lost to the next generation without this kind of micro-climate.

I am not saying there is no room to critique, but critiquing can be done in an encouraging way! In a way that makes you want to keep on! In a way that gives hope and new skill for development. This thing of bonsai isn't some big competition! Can it not be a celebration? I celebrate the new talent I see in the club! I am thankful for the developed and mature seasoned talent in the club! All are important! All talents if handled correctly could help every one of us be a little better.

We know it is important to have the right kind of micro-climate for a plant to prosper. I think it is equally important to have the right kind of micro-climate where the bonsaist can prosper. RMBS let's work hard to create that kind of climate!

Warmheartedly,  
Paul

## **General Classification of trees used for care and instruction**

## **General Classification of trees used for care and instruction**

### **'Winter Hardy'** group of trees

- Left outdoors all winter
- Handles extended temperatures below 0 °F
- Ponderosa, Rocky Mountain Juniper, Burning Bush, Siberian elm.

### **Tropical and Mediterranean** trees

- Maintained in the greenhouse or indoors during the winter
- These trees all will stay above 45 °F.
- Chinese elm, some boxwood, and all ficus.

### Everything else falls into the **'Protected'** group

- newly collected native trees
- dormant nursery stock purchased within the last 6
- hardy trees that received significant changes over the last 6 months
- Japanese maples, trident maples, Chinese elm.
- Dormant but can't handle the harsh winters.

## **April – Care and Instruction**

### **General Comments**

The busy season is fast approaching for actively working on our bonsais. Protected trees that were brought indoors are now actively growing. Elms especially need daily trimming. Now is also a great time to inspect your bonsai, remove and branches that died back over the winter and to trim deciduous branches in preparation for their spring growth.

### **Winter Hardy**

Our winter hardy deciduous trees will still be mostly dormant in April but it's still possible to see the buds swelling for trees in sunny or protected locations. Conifers are starting to come back to life and junipers are losing their 'coppery' color and get a green or bluish color as they start to produce chlorophyll. Be sure to water during extended warm periods. Start trimming back deciduous material in preparation for the explosion of growth that will come soon. Repot any trees that need it just before they begin actively growing.

### **Protected**

Continue to check soil for moisture every day and be sure that trees do not get overly dried out or water logged. Rotate conifers so that they get even sunlight. Consider moving elms and maples indoors or into a greenhouse. If necessary, repot trees being brought indoors and trim off any unwanted branches that grew late last year.

### **Tropical/Mediterranean**

By now you are aggressively pinching back new growth to maintain your design. Healthy tropical plants kept at temperatures over 50 degrees at night will begin growing aggressively.







**BONSAI SEASONS • General Care chart • April – Denver, Colorado**

<b>Care Group:</b>	<b>Winter Hardy</b>	<b>Protected</b>	<b>Tropical/ Mediterranean</b>
<b>Preparation Work</b>	Sift and prepare soil in anticipation or re-potting in early April.		
<b>General Location</b>	Outside with pots buried. Protect from wind.	Move hardy plants out into bunkers and dormant but tender plants (Elm, Maples) into greenhouse or lighted location.	In house or greenhouse.
<b>Light</b>	Boxwoods and other evergreen deciduous – shade Evergreen Conifers – moderate light Dormant Deciduous – No light requirements	Evergreens – moderate light Deciduous – Provide as much light as possible.	Provide a minimum of full daylight. High value trees should be kept under additional light.
<b>Wind Protection</b>	Critical during low temperature days or trees with frozen root systems.	No air movement needed since trees are indoors or well protected from weather.	Moderate air movement. Fans recommended.
<b>Water</b>	Check soil moisture on trees receiving sunlight and water as needed.	Water every 2-3 days in daylight. Check for watering if in dark or shade.	Daily on sunny days. Check watering requirements on cloudy days.
<b>Fertilizer</b>	None	Begin bi-weekly fertilizing as buds begin to swell or junipers begin actively growing.	Weekly for growing plants. Monthly for plants exhibiting no new growth.
<b>Major Bending</b>	Yes – Just before growth is the best time to do major bending. Growth will 'set' the changes in place	Yes – Just before growth is the best time to do major bending. Growth will 'set' the changes in place	Only on actively growing plants.
<b>Pruning small branches</b>	Yes – cut back any long growth on dormant plants in preparation for spring growth.	Yes – cut back any long growth on dormant plants in preparation for spring growth.	Yes on actively growing plants.

<b>Wiring</b>	Yes – on soon to be growing branches.	Yes – on soon to be growing branches. Watch for wire cuts on fast growing branches.	Yes – Watch for wires cutting into bark as branches rapidly grow in the spring.
<b>Bud Pinching</b>	No	Yes on actively growing plants.	Yes on actively growing plants.
<b>Repotting</b>	Yes – The next month is an ideal re-potting time.	Yes – The next month is an ideal re-potting time.	Yes – The next couple months are ideal re-potting times for tropicals about to begin aggressive growth.
<b>Design consideration</b>	Yes - Remove major branches or smaller branches. Leave buds on ends where growth is wanted.	Yes - Remove major branches or smaller branches. Leave buds on ends where growth is wanted.	Only on actively growing plants.
<b>Carving or Woodwork</b>	Yes but don't over expose to warm temperatures.	Yes	Yes

## 2010 Bonsai Program

Special Note: All 2010 short programs will be a formal display and discussion of the presentation.

Date/Time	Display Discussion	Meeting Topic	Saturday Study Group
Saturday, April 3rdth			<b>Saturday Study Group</b> At Jerry Morris' House 845 Dudley St, Lakewood, CO 80215 303-986-8733
Tuesday April 6 <sup>th</sup> 7:00PM to 9:00PM Garden Clubhouse 1556 Emerson	Hal Sasaki	<b>Developing the Colorado Blue Spruce as Bonsai</b> <i>By Hal Sasaki</i>	
Saturday May 1st			<b>Saturday Study Group</b> At Arborland nursery 22465 State Highway 60 Milliken, CO 80543 (970) 587-2258 *See note Below
Tuesday May 4 <sup>th</sup> 7:00PM to 9:00PM Garden Clubhouse 1556 Emerson	Don Willis	<b>Informal Upright Discussiom</b> <i>By Darrel Whitely</i>	
Saturday May 29th			<b>Saturday Study Group</b> At Les Siroky

\* The May 1st Workshop will be lead by Darell Havener and Paul Gilbert and will focus on New Mexican Privets. Arborland has a supply of New Mexican Privets to choose from for around \$20.

**Want to save the club \$12 a year? Getting your newsletter by email saves that much! To get your newsletter letter by email, notify Todd at [rschlafer@aol.com](mailto:rschlafer@aol.com)**

## CLASSIFIEDS:

One of the new features of our newsletter is a classified ads section. If you have something to buy, sell or trade simply send it to Paul Gilbert [Paullynpaul@msn.com](mailto:Paullynpaul@msn.com) or Todd Schlafer [rschlafer@aol.com](mailto:rschlafer@aol.com) . Of course you are always welcome to donate 10% of the transaction cost to RMBS. Happy trading.

## Thank You For supporting our Sponsors



Becoming a member of a larger bonsai family of enthusiasts is fun and rewarding and expands your knowledge of bonsai and stone appreciation.

Membership is only \$40.00 per year. For further information check out the website at <http://www.bonsai-bci.com> or email [bcibizness@cox.net](mailto:bcibizness@cox.net).

**Colorado Bonsai Ltd.**  
**Harold Sasaki**

**The Rocky Mountain Region's most comprehensive Bonsai Nursery**

**Open by appointment call: 303-232-8700**

Specializing in Regional and Traditional trees, Finished Bonsai, Character Trees, Starter Plants, Pots (including large collection of Chinese pots), Soil, Books, Tools, Wire, Gift Certificates, Private Lessons, Online Native Spruce sales, & Orchids.

*Exciting new addition of Organically Grown Therapeutic Grade Essential Oils and Indoor Sunshine Full Spectrum lights for Your Health & Wellness.*

**Beginning Bonsai Class**  
**Saturday April 3rd and**  
**Saturday April 24th, 9 AM - 1 PM.**  
**To Register Call: 303-232-8700**

We are located on the west side of the Denver Metro area, near I-70 & Youngfield.

**Email us at: [2sasaki.m.h@gmail.com](mailto:2sasaki.m.h@gmail.com)**

**[www.ColoradoBonsai.com](http://www.ColoradoBonsai.com)**